

MILL FINISH

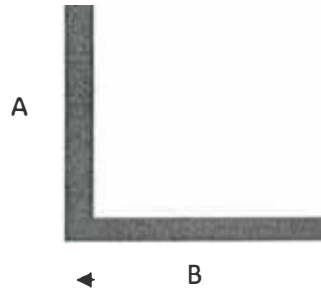
INDUSTRIAL MILL FINISH MATERIAL 6063

FLAT BAR

CODE	"A" X "B"	WT/FT:	LENGTH
I-105	1/8 X 2"	.300	20'
I-110	1/4 X 3/4	.225	20'
I-115	1/4 X 1"	.300	20'
I-125	1/4 X 2"	.600	20'
I-135	1/4 X 3"	.900	20'
I-145	1/4 X 4"	1.200	20'

ANGLE W/SHARP CORNERS

CODE	"A" X "B" X "C"	WT/FT:	LENGTH
I-220	1" X 2" X 1/8"	.431	20'
I-225	2" X 2" X 1/8"	.581	20'
I-230	2" X 2" X 1/4"	1.125	20'



ROUND TUBE / SCHEDULE PIPE

CODE	DESCRIPTION	WT/FT:	LENGTH
I-630	1 1/2" OD X 1/8" WALL	.648	24'
I-635	1 1/4" SCH 40 PIPE	.803	20'



(1.600 OS X .140 WALL)

MILL FINISH

SQUARE TUBE

CODE	DESCRIPTION	WT/FT:	LENGTH
I-400	½" SQ SOLID	.300	20'
I-403	¾" SQ X .062 WALL	.206	24'
I-405/20	¾" SQ X .090 WALL	.280	20'
I-405/24	¾" SQ X .090 WALL ✖	.280	24'
I-405-R	¾" SQ X .090 WALL	.276	24' outside radius corners .100
I-410	¾" SQ X .125 WALL	.375	24'
I-413	1" SQ X .062 WALL	.280	20'
I-415	1" SQ X .090 WALL	.393	19' 6"
I-420	1" SQ X .125 WALL	.526	24'
I-423	1 ½" SQ X .093 WALL	.628	20'
I-425	1 ½" SQ X .125 WALL	.826	20'
I-425	1 ½" SQ X .125 WALL	.826	24'
I-430	2" SQ X .125 WALL	1.126	20'
I-435	2" SQ X .250 WALL	2.100	24'
I-440	3" SQ X .125 WALL	1.772	15'
I-445	4" SQ X .125 WALL	2.300	24'
I-450	4" SQ X .250 WALL	4.500	24'

RECTANGULAR TUBE

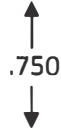
CODE	DESCRIPTION	WT/FT:	LENGTH
I-510	1" X 2"	.824	24'



MILL FINISH

DIXIE CAPS

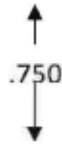
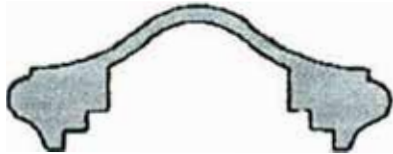
2.125



DIXIE CAP: I-705 Length 20'

WT/FT: .419

2.250



DIXIE CAP: I-710 Length 20'

WT/FT: .684

CHANNELS

CODE	"A" X "B" X "C"	WT/FT:	LENGTH
I-320	¾" X 1 ½" X .125	.413	20'
I-325	1½" X 1" X .090	.413	20'
I-330	1" X 1 ½" X .125	.478	20'
I-335	1" X 2" X .125	.563	20'



Gusset Plate 5052

12" X 10' 1/8" 16" X 10' 1/8" 4' X 10' 1/8"

12" X 10' 3/16" 16" X 10' 3/16" 4' X 10' 3/16"